


































ICDM preferred colours

Approved by ICDM board, TOKYO, on 14 / May /2004

		Steel Drums recommended colours			
RAL Colours		Worldwide Standards	Regional standards		
		ICDM	JSDA	SSCI	SEFA
	1002 Sand yellow	1002	1002	1002	1002
	1003 Signal yellow		1003		
	1004 Golden Yellow			1004	
	1018 Zinc Yellow			1018	
	2001 Red orange		2001		
	3000 Flame red			3000	
	3003 Ruby red		3003		
	3009 Oxide red				3009
	3011 Brown red	3011	3011	3011	3011
	3013 Tomato red	3013	3013	3013	3013
	3020 Traffic red				3020
	5002 Ultramarine blue				5002
	5010 Gentian blue	5010	5010	5010	5010
	5012 Light blue				5012
	5013 Cobalt blue	5013	5013	5013	5013
	5015 Sky blue	5015	5015	5015	5015
	5017 Traffic blue	5017	5017	5017	5017
	6001 Emerald green			6001	
	6005 Moss green	6005	6005	6005	6005
	6010 Grass green	6010	6010	6010	6010
	6029 Mint green				6029
	7001 Silver grey				7001
	7012 Basalt grey			7012	
	7035 Light grey	7035	7035	7035	7035
	7037 Dusty grey	7037	7037	7037	7037
	7038 Agate grey	7038	7038	7038	7038
	8001 Ochre brown		8001		
	8004 Copper brown				8004
	8007 Fawn brown			8007	
	9002 Grey white				9002
	9003 Signal white	9003	9003	9003	9003
	9010 Pure white				9010
	9005 Jet black	9005	9005	9005	9005
	9006 White aluminium				9006
	NO RAL light blue		light blue		

14

19

20

24